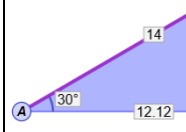




Name: _____ Date: _____

Student Exploration: Sine, Cosine, and Tangent Ratios

Activity A: Sine	<u>Get the Gizmo ready:</u> <ul style="list-style-type: none"> On the SINE tab, set $m\angle A$ to 30°. Check that Show side lengths is turned on. Drag point C as far as possible to the right. 	
-----------------------------------	--	---

1. In $\triangle ABC$, \overline{BC} is the *opposite leg* because it is opposite $\angle A$.

A. What are the lengths of each side? $AC =$ _____ $BC =$ _____ $AB =$ _____

B. When $m\angle A = 30^\circ$, what is the ratio of BC to AB ? _____

C. Drag point C to the left. Notice that $m\angle A$ stays the same, so the new triangle is similar to the original. For two different positions of point C, record BC , AB , and $\frac{BC}{AB}$.

Position 1

BC _____ AB _____ $\frac{BC}{AB}$ _____

Position 2

BC _____ AB _____ $\frac{BC}{AB}$ _____

What do you notice? _____

2. Drag point C all the way to the right so that the length of the hypotenuse \overline{AB} is 14. Turn on **Show sine computation**. The **sine** of angle A (or "sin A") is the ratio of the opposite leg to the hypotenuse: $\sin A = \frac{\text{opposite}}{\text{hypotenuse}}$.

A. What is $\sin 30^\circ$? _____

B. Turn off **Show sine computation**. Set $m\angle A$ to 20° . What is $\sin 20^\circ$? _____

Check your work by turning on **Show sine computation**.

3. With **Show sine computation** turned on, set $m\angle A$ to 0° .

A. What is $\sin 0^\circ$? _____

B. How will the length of \overline{BC} change as $m\angle A$ increases? _____

C. Slowly increase $m\angle A$. What happens to $\sin A$? _____

D. Set $m\angle A$ to 90° . What is $\sin 90^\circ$? _____



4. Turn off **Show sine computation**. Set $m\angle A$ to each of the following angles, and use the side lengths and a calculator to find the sine of each angle. Use the Gizmo to check.

$$\sin 15^\circ = \underline{\hspace{2cm}} \quad \sin 45^\circ = \underline{\hspace{2cm}} \quad \sin 60^\circ = \underline{\hspace{2cm}} \quad \sin 75^\circ = \underline{\hspace{2cm}}$$

5. In $\triangle DEF$, $\angle F$ is a right angle. Suppose $m\angle D = 12^\circ$ and $EF = 1.3$. Follow the steps below to find the length of the hypotenuse, \overline{DE} .

A. To solve this problem, first draw a sketch of $\triangle DEF$ in the space to the right.

B. You know that $\sin D = \frac{\text{OPP}}{\text{HYP}}$. In the space to the right, substitute the known values into this equation. Use x for the unknown, DE .

C. Use algebra to solve for x . Show your work to the right. Then, use the Gizmo to find the sine value you need. Finally, find DE with a calculator.

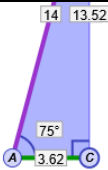
What is the length of \overline{DE} ? $\underline{\hspace{2cm}}$

6. Lars rides a chairlift to the top of a mountain. The chairlift rises at a constant angle of 37° . If the length of the chairlift ride is 1,392 m, what is the elevation gain from the base of the chairlift to the top?

Draw a right triangle to model this problem and use the Gizmo to find $\sin 37^\circ$. Show your work.

Elevation gain: $\underline{\hspace{2cm}}$



Activity B: Cosine	<u>Get the Gizmo ready:</u> <ul style="list-style-type: none"> On the COSINE tab, set $m\angle A$ to 75°. Turn on Show side lengths. Drag point C as far as possible to the right. 	
-------------------------------------	--	---

1. In $\triangle ABC$, \overline{AC} is the *adjacent leg* because it is next to $\angle A$.

A. When $m\angle A = 75^\circ$, what is the ratio of AC to AB? _____

B. Drag point C to the left. For two positions of point C, record AC, AB, and $\frac{AC}{AB}$.

Position 1

Position 2

AC _____ AB _____ $\frac{AC}{AB}$ _____ AC _____ AB _____ $\frac{AC}{AB}$ _____

What do you notice? _____

C. Turn on **Show cosine computation**. The **cosine** of $\angle A$ (or “cos A”) is the ratio of the adjacent leg to the hypotenuse: $\cos A = \frac{\text{adjacent}}{\text{hypotenuse}}$. What is $\cos 75^\circ$? _____

2. With **Show cosine computation** turned on, set $m\angle A$ to 0° .

A. What is $\cos 0^\circ$? _____

B. Slowly increase $m\angle A$. What happens to $\cos A$? _____

C. Set $m\angle A$ to 90° . What is $\cos 90^\circ$? _____

3. Turn off **Show cosine computation**. Set $m\angle A$ to each of the following angles, and use the side lengths and a calculator to find the cosine of each angle. Use the Gizmo to check.

$\cos 15^\circ =$ _____ $\cos 30^\circ =$ _____ $\cos 45^\circ =$ _____ $\cos 60^\circ =$ _____

Compare $\cos 35^\circ$ and $\sin 55^\circ$. _____

4. In $\triangle DEF$, $\angle F$ is a right angle. Suppose $m\angle D = 39^\circ$ and $DF = 9.8$. Follow the steps below to find the length of the hypotenuse, \overline{DE} .

A. To solve this problem, first draw a sketch of $\triangle DEF$ in the space to the right.

B. You know that $\cos D = \frac{\text{ADJ}}{\text{HYP}}$. In the space to the right, substitute the known values into this equation. Use x for the unknown, DE .

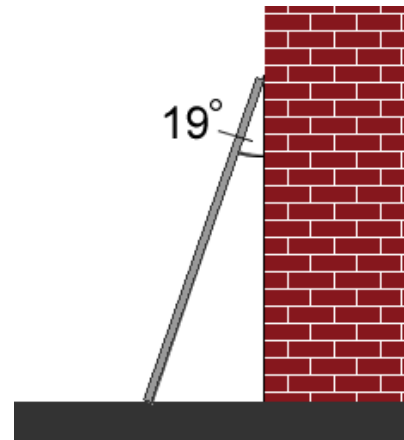
C. Use algebra to solve for x . Show your work to the right. Then, use the Gizmo to find the cosine value you need. Finally, find DE with a calculator.

What is the length of \overline{DE} ? _____

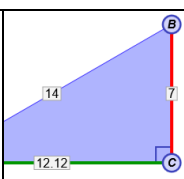
5. A 12-foot ladder leans against a building. The top of the ladder forms an angle of 19° with the top of the building, as shown. How high is the top of the ladder?

To solve the problem, make a sketch, write an equation involving cosine, find the cosine value you need in the Gizmo, and solve for the unknown height. Show your work below.

Height of the top of the ladder: _____



Distance from the bottom of the ladder to the base of building: _____

Activity C: Tangent	<u>Get the Gizmo ready:</u> <ul style="list-style-type: none"> On the TANGENT tab, set $m\angle A$ to 30°. Turn on Show side lengths. Drag point C as far as possible to the right. 	
--------------------------------------	---	---

1. In $\triangle ABC$, observe the opposite leg \overline{BC} and the adjacent leg \overline{AC} .

A. When $m\angle A = 30^\circ$, what is the ratio of BC to AC ? _____

B. Drag point C to the left. For two positions of point C, record BC , AC , and $\frac{BC}{AC}$.

Position 1

Position 2

BC _____ AC _____ $\frac{BC}{AC}$ _____ BC _____ AC _____ $\frac{BC}{AC}$ _____

What do you notice? _____

C. Turn on **Show tangent computation**. The **tangent** of $\angle A$ (or “tan A”) is the ratio of the opposite leg to the adjacent leg: $\tan A = \frac{\text{opposite}}{\text{adjacent}}$. What is $\tan 30^\circ$? _____

2. With **Show tangent computation** turned on, set $m\angle A$ to 0° .

A. What is $\tan 0^\circ$? _____

B. How do you think the tangent will change as $m\angle A$ increases? _____

C. Slowly increase $m\angle A$. What happens to the tangent? _____

D. Set $m\angle A$ to 90° . What is $\tan 90^\circ$? _____

3. Turn off **Show tangent computation**. Set $m\angle A$ to each of the following angles, and use the side lengths and a calculator to find the tangent of each angle. Use the Gizmo to check.

$\tan 15^\circ =$ _____ $\tan 45^\circ =$ _____ $\tan 60^\circ =$ _____ $\tan 75^\circ =$ _____



4. In $\triangle DEF$, $\angle F$ is a right angle. Suppose $m\angle D = 57^\circ$ and $EF = 8.3$. Follow the steps below to find the length of the adjacent leg, \overline{DF} .

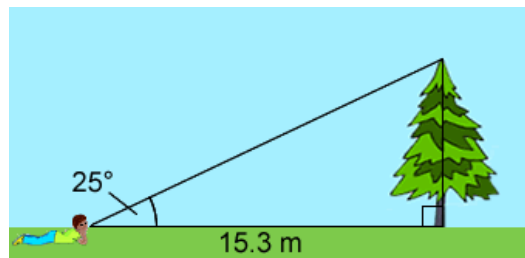
- A. To solve this problem, first draw a sketch of $\triangle DEF$ in the space to the right.
- B. You know that $\tan D = \frac{\text{OPP}}{\text{ADJ}}$. In the space to the right, substitute the known values into this equation. Use x for the unknown, DF .
- C. Use algebra to solve for x . Show your work to the right. Then, use the Gizmo to find the tangent value you need. Finally, find DF with a calculator.

What is the length of \overline{DF} ? _____

5. Joseph is measuring another tree. He walks 15.3 m from the base of the tree, lies on his stomach, and measures a 25° angle of elevation. What is the height of the tree?

To solve the problem, write an equation using tangent, use the Gizmo to find the tangent value you need, and solve for the unknown height. Show your work below.

Height of the tree: _____



Distance from Joseph to the top of the tree: _____