



Updated
March 2025

Sarasota County Schools

MOBILE APPS & ROOMS STEP-BY-STEP GUIDE

This year, there are three simple steps to staying up to date on your child's education. Read below to find out more!

STEP 1: Download the New Focus Family Portal App

Our new mobile app is more robust and user-friendly, offering the added convenience of having **all communication in one place**. Please make sure you download the app to ensure the best experience and stay informed.

The app has things like:

- Students schedule & attendance
- Student grades & test history
- Student contacts & information
- Bus information

Download on the
 **App Store**

GET IT ON
 **Google Play**

After you have downloaded the app, you will sign in using your email address and password. This will be the email address you used when registering your child for school this year.

Forgot your password? Log into the web version to reset your password.

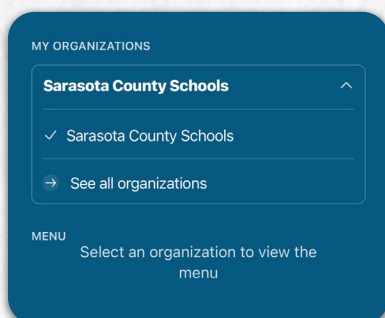
STEP 2: Download the New SCS Mobile App

To stay informed and get notifications from your child's teacher, you will also need to download the new Sarasota County Schools mobile app!

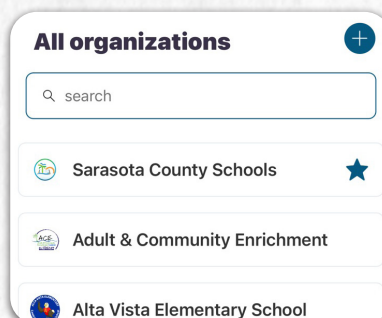

Menu

Add your school to your organizations by clicking the "Menu" button on the bottom left of your screen.


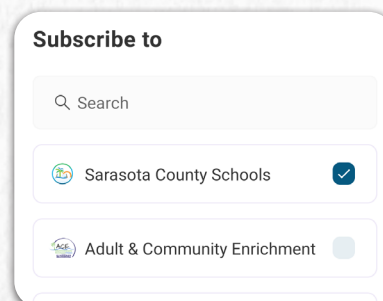
Select an organization to
view the menu



Click the plus sign
in the top right corner



Find your school, check the
box, and then click done



MORE ON THE BACK!



Sarasota County Schools

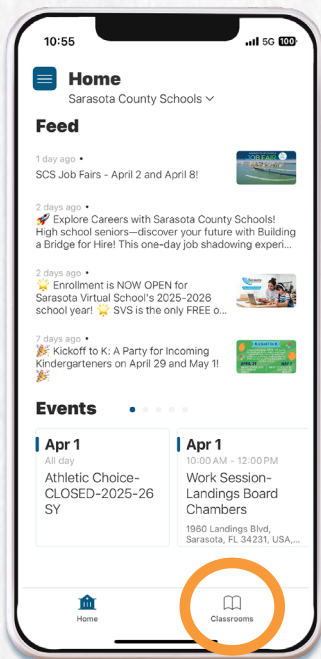
MOBILE APPS & ROOMS STEP-BY-STEP GUIDE

STEP 3: Sign Up for Rooms

Rooms is a part of the SCS Mobile app that allows teachers and staff to communicate two-ways with parents and students—and much more!

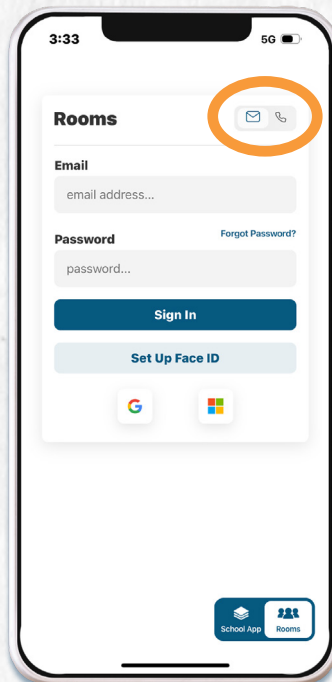
You should have received an email from “accounts@edurooms.com,” or a text message from “**20819**,” with specific instructions on how to sign up.

If you did not receive a text or email, open the SCS app, click on the “Rooms” button on the bottom right of the screen, and follow the instructions below.



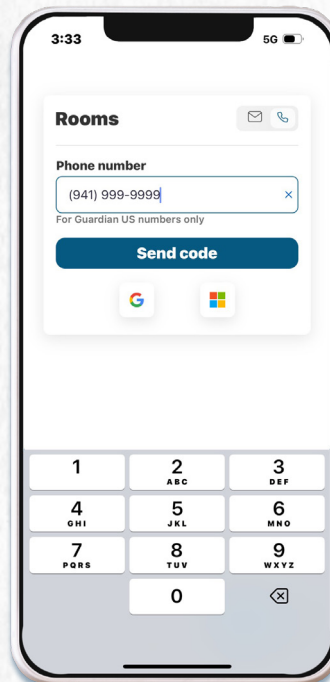
STEP 1

Click the “Classrooms” icon on the bottom right.



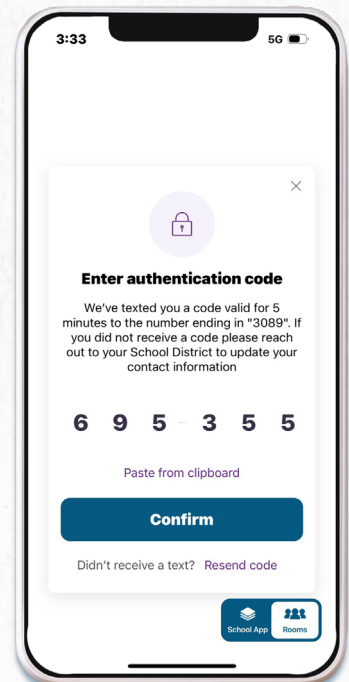
STEP 2

Click the phone icon on the top right.



STEP 3

Type in your phone number and click “send code.” This must be the phone number we have on record.



STEP 4

Enter your code and click “confirm.” You will also need to accept the terms of service and confirm your language.